

GOOGLE CLASSROOM DIRECTIONS

1. Check with your child's teacher for login information.
2. Once logged in click the array and select "classroom".

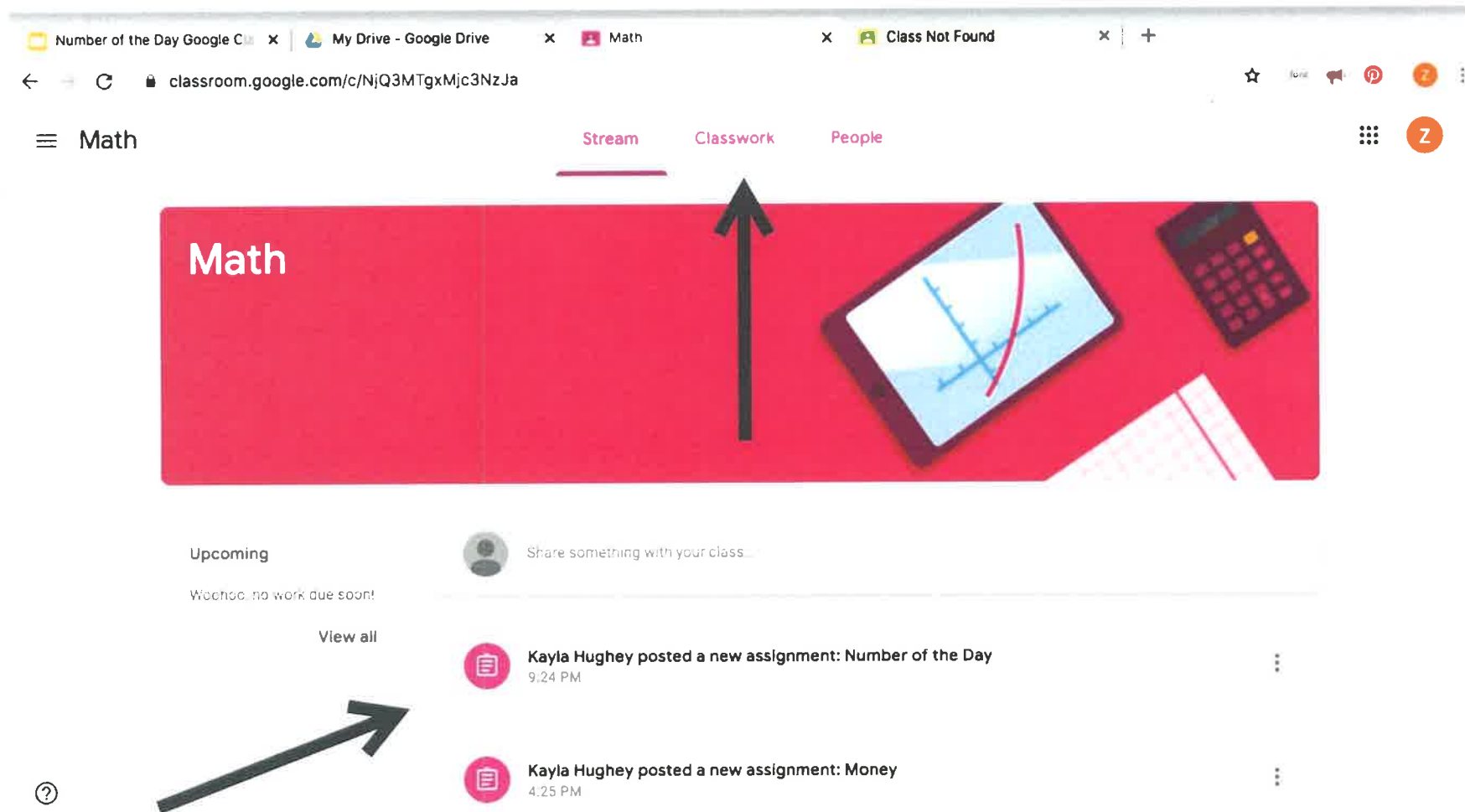
The screenshot shows the Google Drive web interface. At the top, there are browser tabs for 'Number of the Day Google Cl...', 'My Drive - Google Drive', and 'Classwork for Math'. The address bar shows 'drive.google.com/drive/my-drive'. The left sidebar contains navigation options: Drive, New, Priority, My Drive, Shared with me, Recent, Starred, Trash, and Storage (0 bytes used). The main area displays 'My Drive' with a search bar and 'Quick Access' section. It shows three items: 'Updated Hughey's Class Hyperdoc' (a colorful graphic with '2nd GRADE hyperdoc', 'READING', and 'MATH'), 'PLUS AND MINUS 1 and 10' (a whiteboard graphic), and 'Copy of Plus and ...' (a whiteboard graphic). Below these are 'Folders' (Classroom) and 'Files'. On the right, an app menu is open, showing icons for Account, Drive, Classroom, Docs, Sheets, Slides, Calendar, Sites, Contacts, Groups, YouTube, and Maps. Two large black arrows point from the top right towards the 'Classroom' icon in the app menu.

GOOGLE CLASSROOM DIRECTIONS

The screenshot shows the Google Classroom web interface. At the top, there are browser tabs for '[Template] Number of the Day', 'Inbox (4) - kaylahughey@fcsc', and 'Classes'. The address bar shows 'classroom.google.com/u/2/h'. The Google Classroom logo is on the left. On the right, there are icons for a plus sign, a grid, and a profile icon labeled 'E'. Below these are three class cards: 'Math' by Kayla Hughey, 'Science' by Kayla Hughey, and 'Wild Things' by Ms. Hughey's Class. Each card has a 'Decline' button and a 'Join' button. A large black arrow points to the 'Join' button on the 'Science' card. Another large black arrow points upwards from the bottom right towards the top right navigation area. At the bottom left, there is a help icon (?) and a profile icon.

3. Select "join". OR click
"+" to enter class code.

GOOGLE CLASSROOM DIRECTIONS



4. Choose "classwork" and then select an activity.

GOOGLE CLASSROOM DIRECTIONS

The screenshot shows a Google Classroom interface. At the top, there's a browser tab bar with 'Number of the Day Google Cla', 'My Drive - Google Drive', 'Number of the Day', and 'Class Not Found'. Below this is the address bar showing 'classroom.google.com/c/NjQ3MTgxMjc3NzJa/a/NjQ3MjUwMTIzOTha/details'. The left sidebar shows a hamburger menu and the subject 'Math'. The main content area displays an assignment titled 'Number of the Day' with a pink icon, 100 points, and assigned by 'Kayla Hughey' at '9:24 PM'. The instructions say 'Complete one number of the day activity each day while we are out.' Below this is a 'Class comments' section. On the right, the 'Your work' section shows a 'Google Slides' link with a yellow icon and a close button. Below the link is a '+ Add or create' button and a pink 'Turn In' button. At the bottom right, there's a 'Private comments' section.

Number of the Day Google Cla x | My Drive - Google Drive x | Number of the Day x | Class Not Found x | +

classroom.google.com/c/NjQ3MTgxMjc3NzJa/a/NjQ3MjUwMTIzOTha/details

Math

Number of the Day 100 points

Kayla Hughey 9:24 PM

Complete one number of the day activity each day while we are out.

Class comments

Google Slides X

+ Add or create

Turn In

Private comments

5. Select Google Slides link under “your work”.

YOU MAY HAVE TO WAIT FOR IT TO LOAD

GOOGLE CLASSROOM DIRECTIONS

docs.google.com/presentation/d/1FZCTkyDtc7rC1053mQBNtTTmNRtUlRuNwv9ZiYDCleM/edit#slide=id.g714916df77_0_553

[Template] Number of the Day Google Classroom Master

File Edit View Insert Format Slide Arrange Tools Add-ons Help Last edit was 50 minutes ago

Background Layout+ Theme Transition

week 1

NUMEROF
THE DAY

-100

-10

type

216

+10

type

+100

type

Hundreds	Tens	Ones

Use these blocks to represent the number!

Expanded Form


type + type + type = type

Click to add speaker notes

6. Your assignment is ready! Slides are able to be manipulated and work saves automatically!

GOOGLE CLASSROOM DIRECTIONS

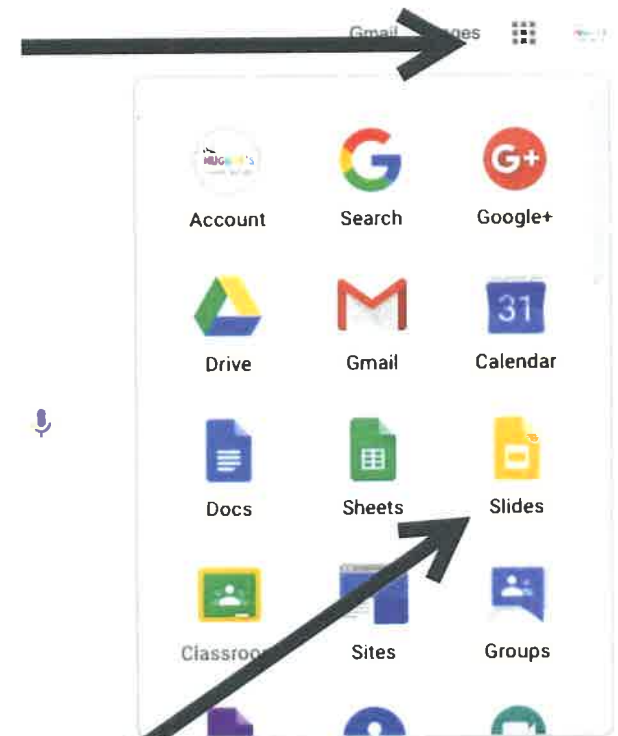
HELPFUL TIP: If you do not fully complete an assignment and want to visit it another day follow these steps.



1. Click the array.



Google Search I'm Feeling Lucky



2. Select "Slides"